

FD75 FlexDraper® Combine Header

Operator's Manual

169595 Rev. D

Original Instruction

The harvesting specialists worldwide.

FD75 FlexDraper® FlexDraper® Header for Combines



Published: October, 2013

1000310

Declaration of Conformity



EC Declaration of Conformity

MacDon Industries Ltd
680 Moray Street
Winnipeg, Manitoba, Canada R3J 3S3

The person named below declares that:

Machine type: Combine Header
Model: Series FD75
Serial Number(s): As Per Shipping Document

fulfills all relevant provisions and essential requirements of the following directives:

Directive	Number	Certification Method
Machinery Directive	2006/42/EC	Self-Certification

Name and address of the person in the European Community authorized to compile the technical construction file:

Johannes Molitor
Schwarzwald Strasse 67
66482 Zweibrücken / Germany
HRB 31002, Amtsgericht Zweibrücken

Place of Declaration: Winnipeg, Manitoba, Canada Name: Ibrahim Saleh
Date of Declaration: 17 May 2013 Title: Director, Product Integrity

Introduction

This instructional manual contains information on the FD75 FlexDraper® and the CA25 Combine Adapter. It must be used in conjunction with your combine operator's manual.

The FD75 FlexDraper® is specially designed as a “straight cut” header and is equipped to work well in all straight cut conditions, whether cutting on or above the ground, using a three-piece flexible frame to closely follow ground contours.

CAREFULLY READ ALL THE MATERIAL PROVIDED BEFORE ATTEMPTING TO UNLOAD, ASSEMBLE, OR USE THE MACHINE.

Use this manual as your first source of information about the machine. If you follow the instructions given here, your header will work well for many years. If you require more detailed service information, a technical manual is available from your MacDon Dealer.

The Table of Contents and Index will guide you to specific areas of this manual. Study the Table of Contents to familiarize yourself with how the information is organized.

Keep this manual handy for frequent reference and to pass on to new Operators or Owners. A storage case for this manual is located inside the header left endshield.

Call your MacDon Dealer if you need assistance, information, or additional copies of this manual.

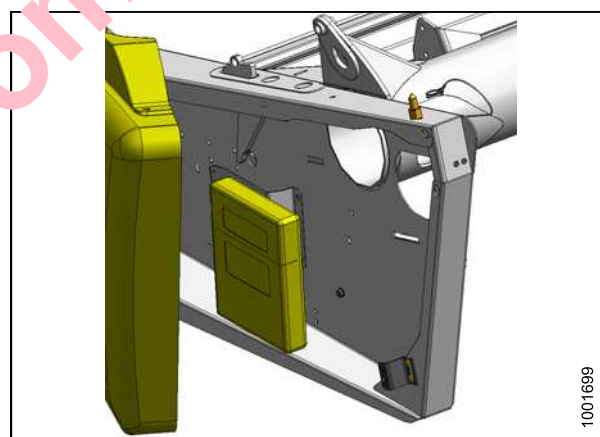


Figure 1: Manual storage location

Model and Serial Number

Record the model number, serial number, and model year of the header, combine adapter, and Slow Speed Transport/Stabilizer Wheel option (if installed) on the lines below.

NOTE: Right Hand (RH) and Left Hand (LH) designations are determined from the operator's position, facing forward.

Draper Header

Header Model: _____

Serial Number: _____

Year: _____

In shipping configuration, the serial number plate is located beside the knife drive motor on the left hand endsheet.




Figure 2: Header serial number location

Combine Adapter

Adapter Model: _____

Serial Number: _____

Year: _____

The serial number plate is located on the underside of the reservoir at the right end.




Figure 3: Adapter serial number location

Slow Speed Transport/Stabilizer Wheel Option

Serial Number: _____

Year: _____

The serial number plate is located on the right hand axle assembly.




Figure 4: Slow Speed Transport/Stabilizer Wheel Option serial number location

[Buy now](#)

[MacDon FD75 FlexDraper Combine Header Operators Manual PDF](#)

[With Instant Download](#)